

THE MEXICAN FLAG

The Mexican Flag is composed of three colors: **white** for religion, **green** for independence, and **red** for unity. In the center of the flag is an eagle with a serpent in its mouth.

Hundreds of years ago, the Aztecs were led through the legend of their gods to a land where they would see, sitting on a cactus, an eagle with a serpent in its mouth. They saw this eagle on an island that the Aztec's called Tenochtitlan and built their capital on that spot. Mexico City is now built on that very spot. The eagle on the cactus is the national emblem of Mexico!

Materials

Construction paper - 3 sheets

1 white (9"x12")

1 green (cut to 4"x9")

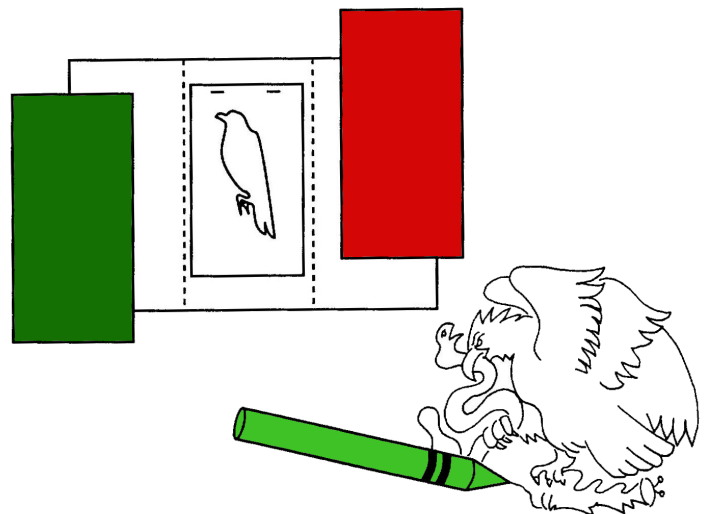
1 red (cut to 4"x9")

The eagle on the next page

Stapler

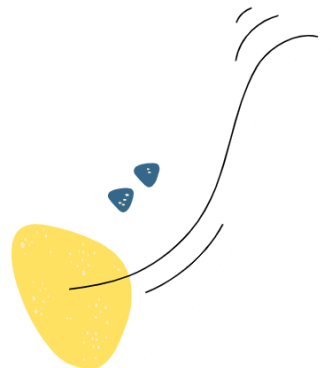
Crayons or markers


Glue



Directions

1. Glue the green paper to the left side of the white sheet
2. Glue the red paper to the right side of the white sheet
3. Color the eagle and serpent.
4. Draw a cactus for the eagle to stand on.
5. Cut out the eagle and serpent and staple it to the center of the white sheet.
5. Draw a cactus for the eagle to stand on





THE MEXICAN FLAG

